

Production Worksheet

EmbroideryStudio 2025 - Designing

Design: Q_7.00_inch_NarrowCollegeAF_kks

Title:

Stitches: 7,465
Height: 7.54 in
Width: 3.14 in
Colors: 4
Colorway: Madeira Poly
Zoom: 1.26




Machine format: Brother / Babylock
Color changes: 3
Stops: 4
Trims: 6
Area 23.69 in²
Thread chart: Madeira PolyNeon 40
Total thread: 207.71ft
Total bobbin: 93.28ft

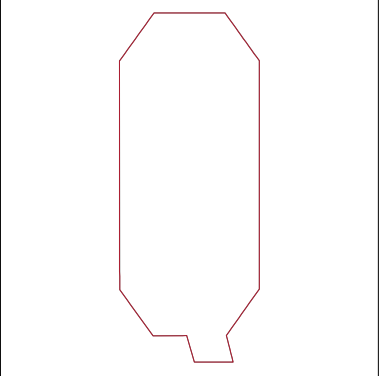
Stop Sequence:

#	Color	St.	Code	Name	Element
1.		201	1839	Red	Fabric Placement
2.		545	1924	Yellow Gold	Fabric Tackdown
3.		6,657	1922	Purple	Satin Outline
4.		7,465	1801	Super White	Top Stitch (Optional)


Thread usage: 206.39ft

N#	Color	Name	Length
4.		1839 Red	3.44ft
3.		1924 Yellow Gold	5.78ft
1.		1922 Purple	181.43ft
2.		1801 Super White	15.74ft







Color: 4
Stop: 1
Element: Fabric Placement
Code: 1839
Name: Red
Chart: Madeira PolyNeon 40
Stitches: 201
Thread used: 3.44ft



Color: 3
Stop: 2
Element: Fabric Tackdown
Code: 1924
Name: Yellow Gold
Chart: Madeira PolyNeon 40
Stitches: 344
Thread used: 5.78ft



Color: 1
Stop: 3
Element: Satin Outline
Code: 1922
Name: Purple
Chart: Madeira PolyNeon 40
Stitches: 6,112
Thread used: 181.43ft



Color: 2
Stop: 4
Element: Top Stitch (Optional)
Code: 1801
Name: Super White
Chart: Madeira PolyNeon 40
Stitches: 808
Thread used: 15.74ft